




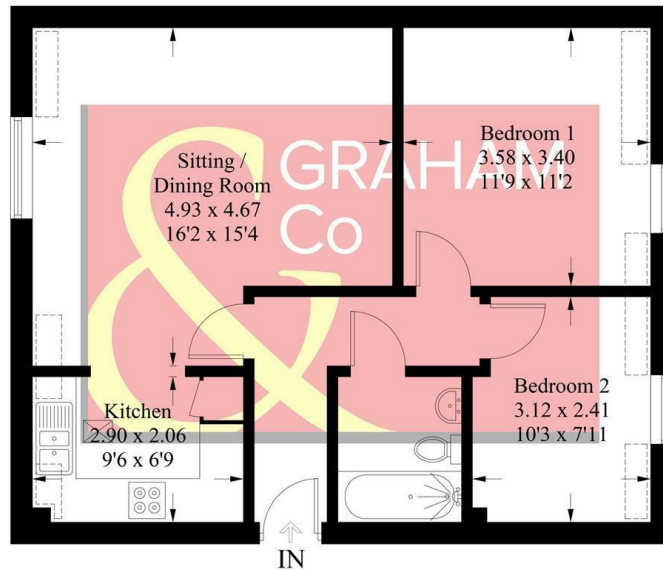
Flat 6, Waverley Buildings Waterloo Court, Andover, SP10 1QJ
£1,050 Per Month

Waverley Buildings, SP10

Approximate Gross Internal Area = 57.9 sq m / 623 sq ft



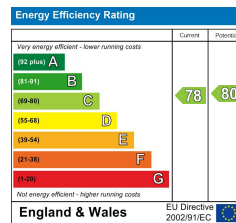
 = Reduced headroom below 1.5m / 5'0



PRODUCED FOR GRAHAM AND CO

Whilst every attempt has been made to ensure the accuracy of the floorplan, measurements of doors, windows and rooms are approximate. These plans are for representation purposes only as defined by RICS Code of Measuring Practice and used as such by any prospective purchaser. © Emzo Marketing (ID1103524)

DIRECTIONS



Tax Band: B



OPEN 7 DAYS

If you are considering selling your home please contact us today for your free no obligation valuation
01264 356500

IMPORTANT: we would like to inform prospective purchasers that these sales particulars have been prepared as a general guide only. A detailed survey has not been carried out, nor the services, appliances and fittings tested. Room sizes should not be relied upon for furnishing purposes and are approximate. If floor plans are included, they are for guidance only and illustration purposes only and may not be to scale. If there are any important matters likely to affect your decision to buy, please contact us before viewing the property.